

File Edit View Options Reset

Zoom

Display Current

Reset Reset

Move Image

X Y Z

Reset

 Center Ant Image

Mouse Operation

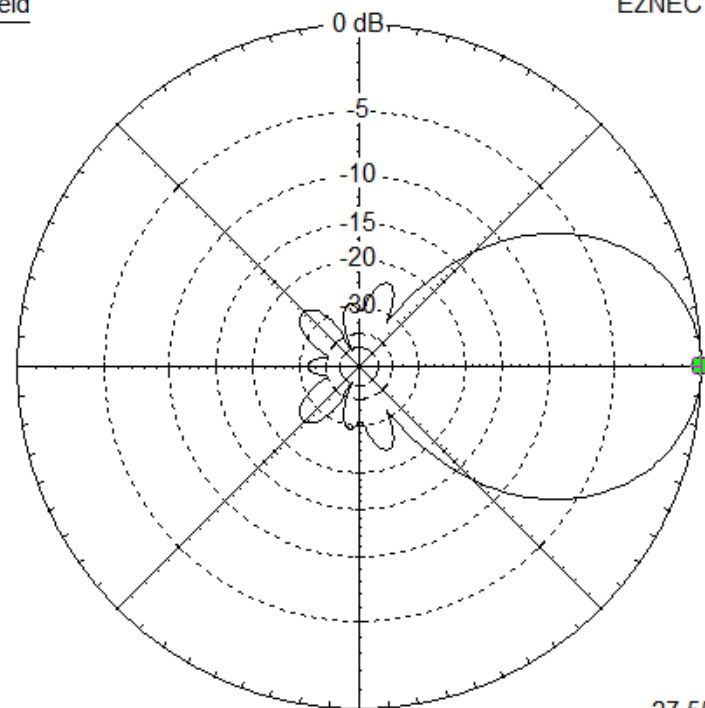
 Normal Viewing Add Conn Wires Mouse Wire Ends

2D Plot: OP-DES_10-11m_6Element

File Edit View Options Reset

Total Field

EZNEC Pro/2+



Azimuth Plot

Elevation Angle 0.0 deg.

Outer Ring 11.54 dBi

Cursor Az 0.0 deg.

Gain 11.54 dBi

0.0 dBmax

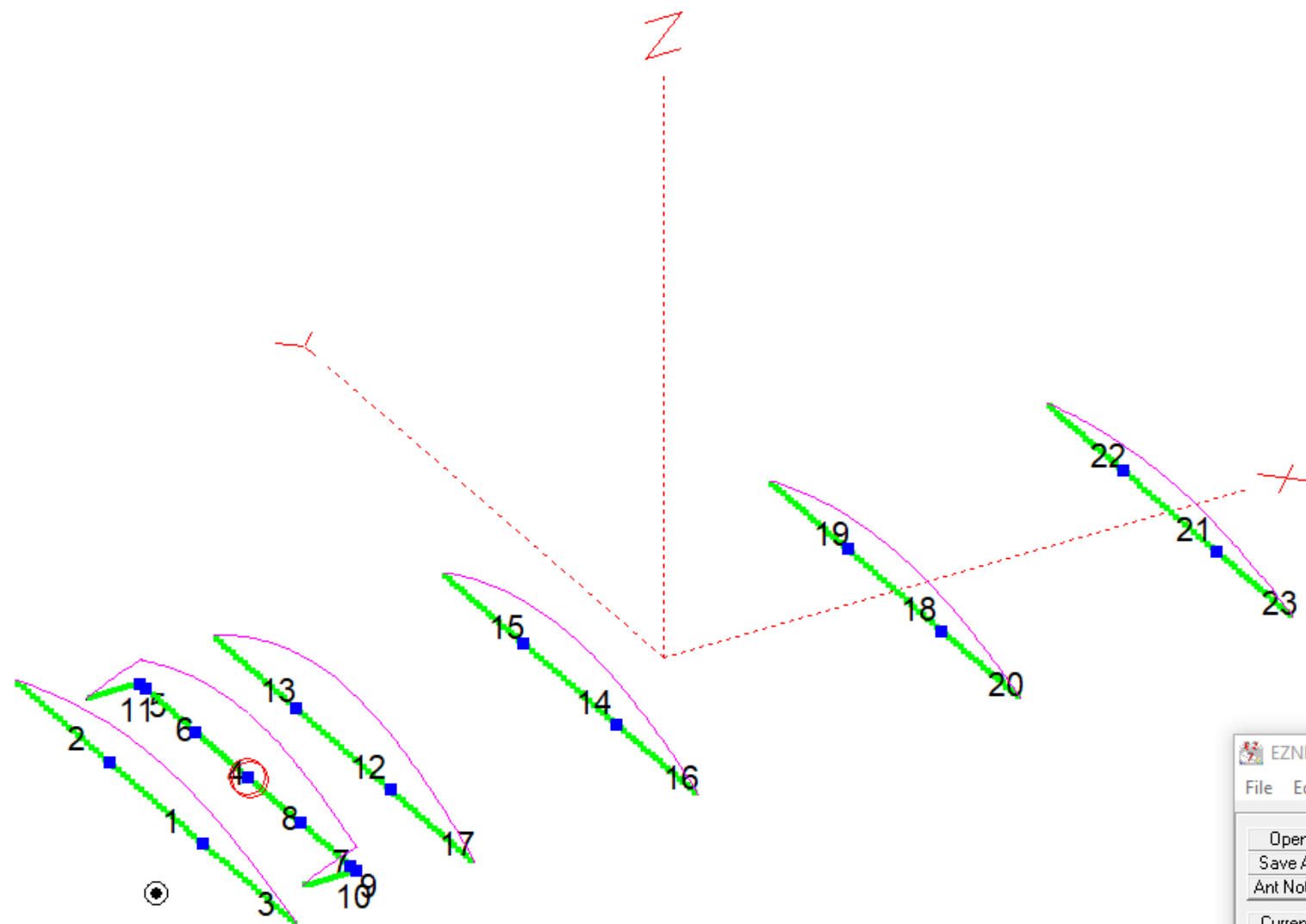
Slice Max Gain 11.54 dBi @ Az Angle = 0.0 deg.

Front/Back 32.56 dB

Beamwidth 49.2 deg.; -3dB @ 335.4, 24.6 deg.

Sidelobe Gain -11.74 dBi @ Az Angle = 70.0 deg.

Front/Sidelobe 23.28 dB



SWR Plot: OP-DES_10-11m_6Element

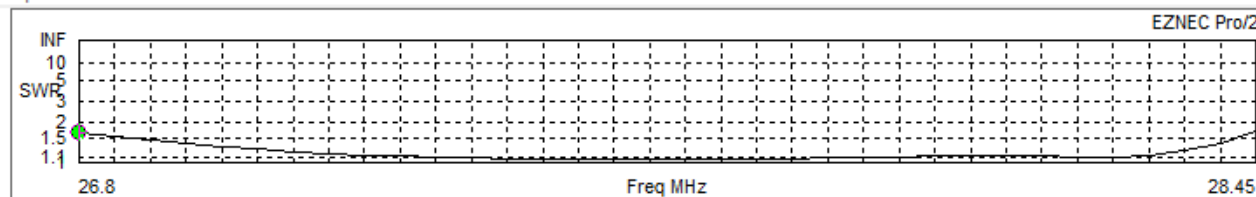
File Edit View Options

Z0

 50 ohms Alt (75 ohms)

1

Source #



Freq 26.8 MHz

SWR 1.65

Z 30.97 at -8.34 deg.

= 30.64 - j 4.494 ohms

Refl Coeff 0.2461 at -163.74 deg.

= -0.2362 - j 0.06889

Ret Loss 12.2 dB

Source # 1

Z0 50 ohms

EZNEC Pro/2+ v. 7.0

File Edit Options Outputs Setups View Utilities Help

OP-DES_10-11m_6Element

Open

Save As

Ant Notes

Currents

Src Dat

Load Dat

FF Tab

NF Tab

SWR

View Ant

NEC-2D

FF Plot

File OP-DES_10-11m_6Ele.EZ

Frequency 27.555 MHz

Wavelength 10.8798 m

Wires 23 Wires, 403 segments

Sources 1 Source

Loads 0 Loads

Trans Lines 0 Transmission Lines

Transformers 0 Transformers

L Networks 0 L Networks

Y Param Networks 0 Y Param Networks

Ground Type Free Space

Wire Loss Aluminum (6061-T6)

Units Meters

Plot Type Azimuth

Elevation Angle 0 Deg.

Step Size 1 Deg.

Ref Level 0 dBi

Alt SWR Z0 75 ohms

Desc Options

Gnd Wave Dist OFF